


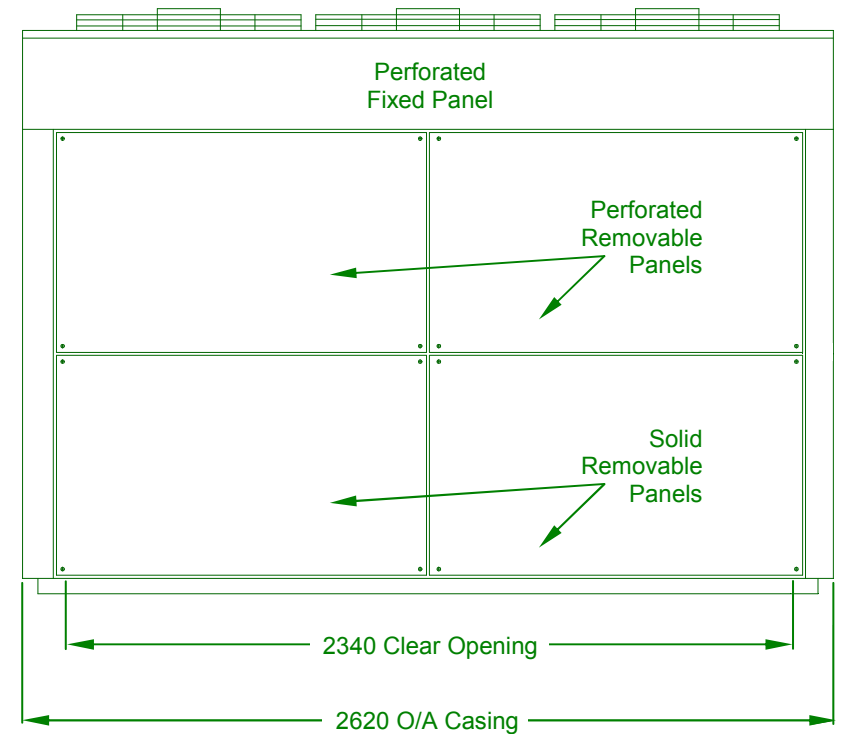
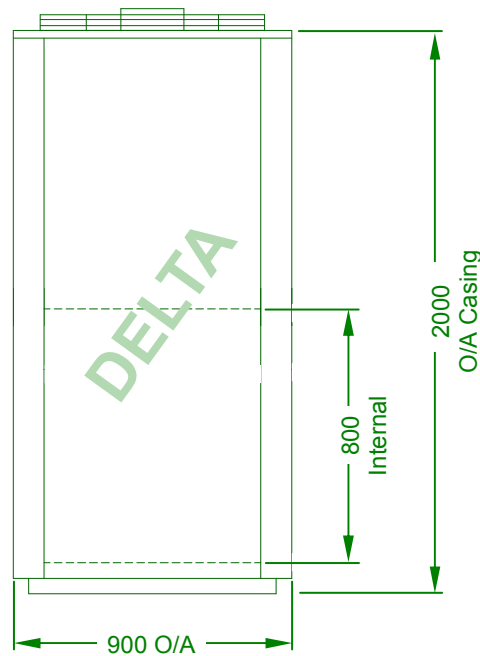
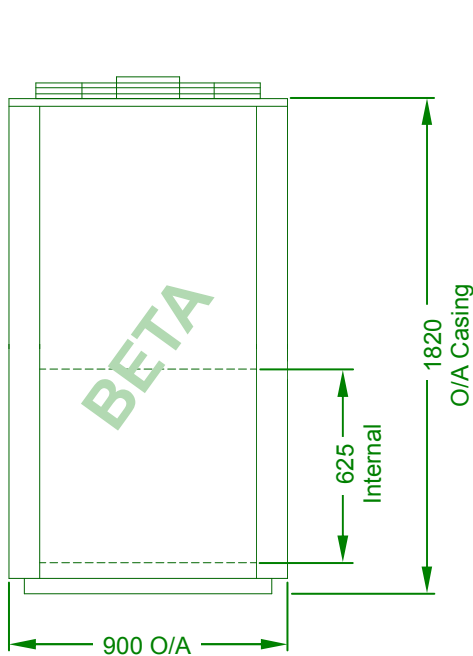
BETA/DELTA UNIT SIZES

Model	Internal (A)	Overall Unit (B)
BETA 2/3-FAN	625	1820
DELTA 2/3-FAN	800	2000

Dimensions are in mm and given as an approximate guide only



For 2 fan unit,
middle fan is removed



BEEHIVE COILS LTD

STUDLANDS PARK AVENUE, NEWMARKET, SUFFOLK CB8 7AU

Tel: +44 (0)1638 664134 Fax: +44 (0)1638 561542

E-mail: info@beehivecoils.co.uk www.beehivecoils.co.uk



THIS DRAWING AND DESCRIPTIVE MATTER ARE THE CONFIDENTIAL AND COPYRIGHT PROPERTY OF BEEHIVE COILS LTD. THIS DRAWING IS NOT TO BE COMMUNICATED, DISCLOSED, COPIED OR PUBLISHED WITHOUT AUTHORISATION IN WRITING BY BEEHIVE COILS LTD

E&OE - DETAILS ARE SUBJECT TO CHANGE

BETA/DELTA CEU RANGE

Check out more BETA & DELTA Range details on our website - www.beehivecoils.co.uk/enclosureunits.cfm